

# Galaxy 300 / 600 TTX Driving Range Floodlight

Optimised for TopTracer Systems





DS\_GALAXY-300-600-TTX

The Galaxy 300 TTX / 600-TTX are high powered LED floodlights specifically designed and optimised for Golf Driving Range applications. Top spec Philips LEDs for very high lumen efficiency, combined with excellent thermal management and a corrosion resistant coating, make the Galaxy range a class leading product.


### Features:

- Philips LEDs
- IP65
- Unique beam angles
- 5 Year Warranty
- Corrosion proof coating

### 5 year warranty

The Galaxy 300 / 600 TTX are latest generation high power LED floodlights, with a unique optical system. The externally rated drivers can be remotely mounted if required.

Each of the lensed 100w modules is optimised individually to give an exceptional illumination of the ball flight. Robust construction and corrosion proof coating make this fixture ideal for harsh weather climates.



Optimised for TopTracer Systems



**TOPTRACER**



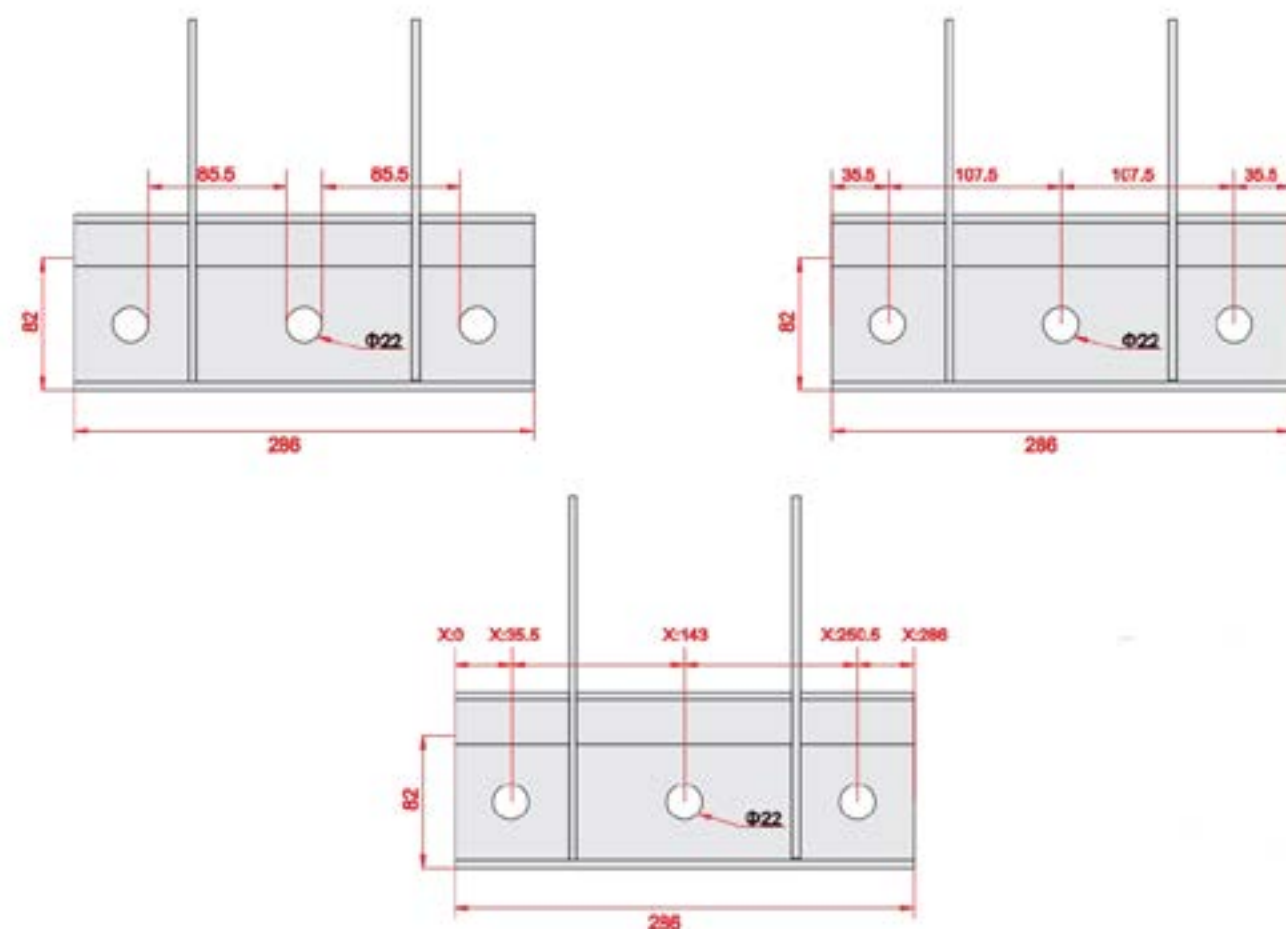
For more information about the product featured in this datasheet please contact the experts at Exled. Call **01453 756 361**, email [sales@exled.co.uk](mailto:sales@exled.co.uk) or visit [exled.co.uk](http://exled.co.uk)




Product Code	Galaxy 300 TTX	Galaxy 600 TTX
Power (Watts)	300	600
Lumen Output	38,000	76,000
Weight (KG)	9.8	18
Input Voltage	100-277VAC	
LED Chip	Philips Lumileds / Osram	
Dimmable Options	1-10v / Dali Optional	
Finish	Black or Grey Powder Coating	
IP Rating	IP65	
Beam Angles	Optimised	
CCT	5000K	
Warranty	5 Years	



## ADJUSTMENT FOR ROOF PITCH



GALAXY-600-TTX BRACKET DIMENSIONS



BASE ANGLE ADJUSTMENT



BUBBLE MUST SHOW LEVEL



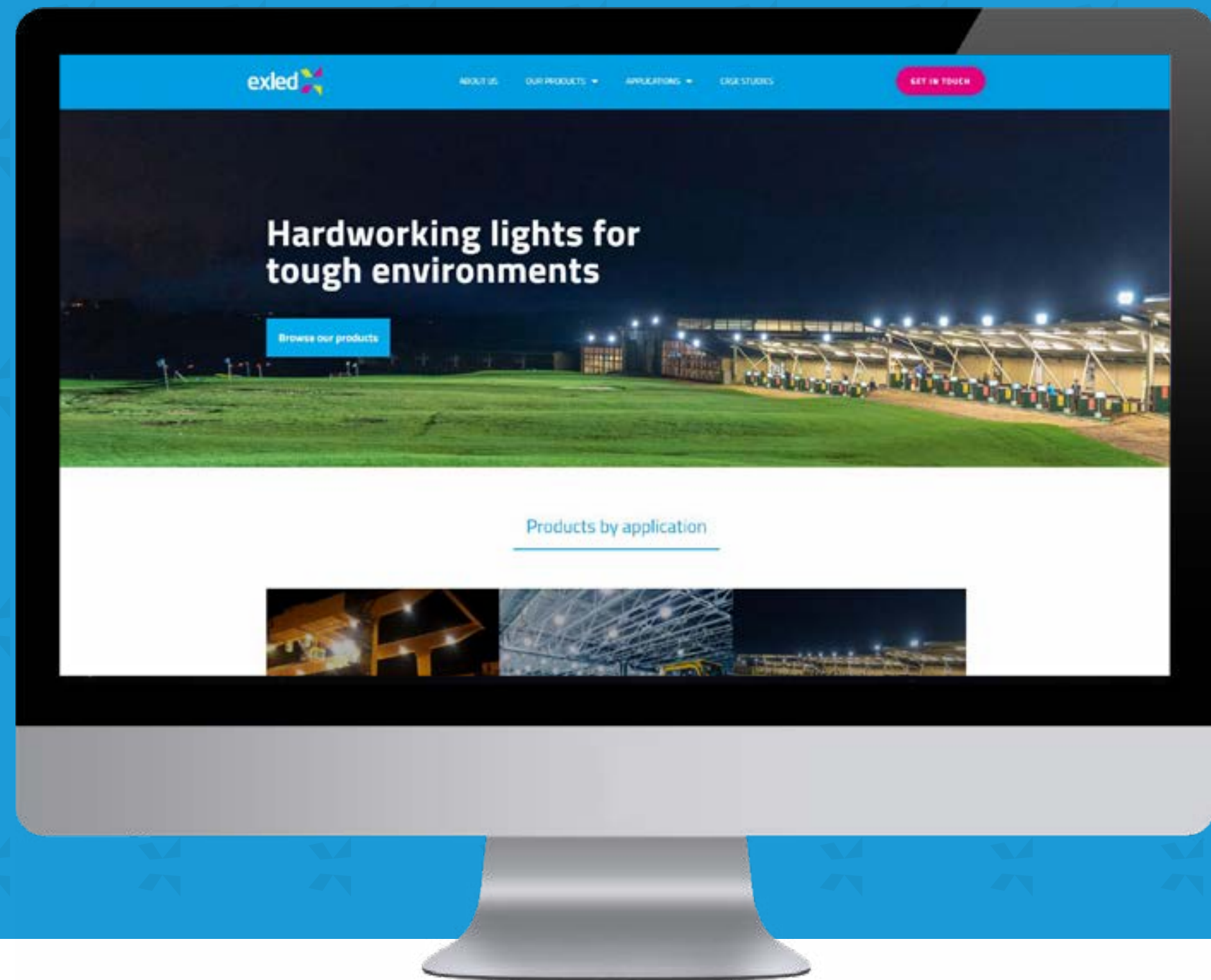
GALAXY 300 TTX



GALAXY 600 TTX



Visit our website [exled.co.uk](http://exled.co.uk)



For more information about the product featured in this datasheet please contact the experts at Exled.

Call **01453 756 361** or email [sales@exled.co.uk](mailto:sales@exled.co.uk)